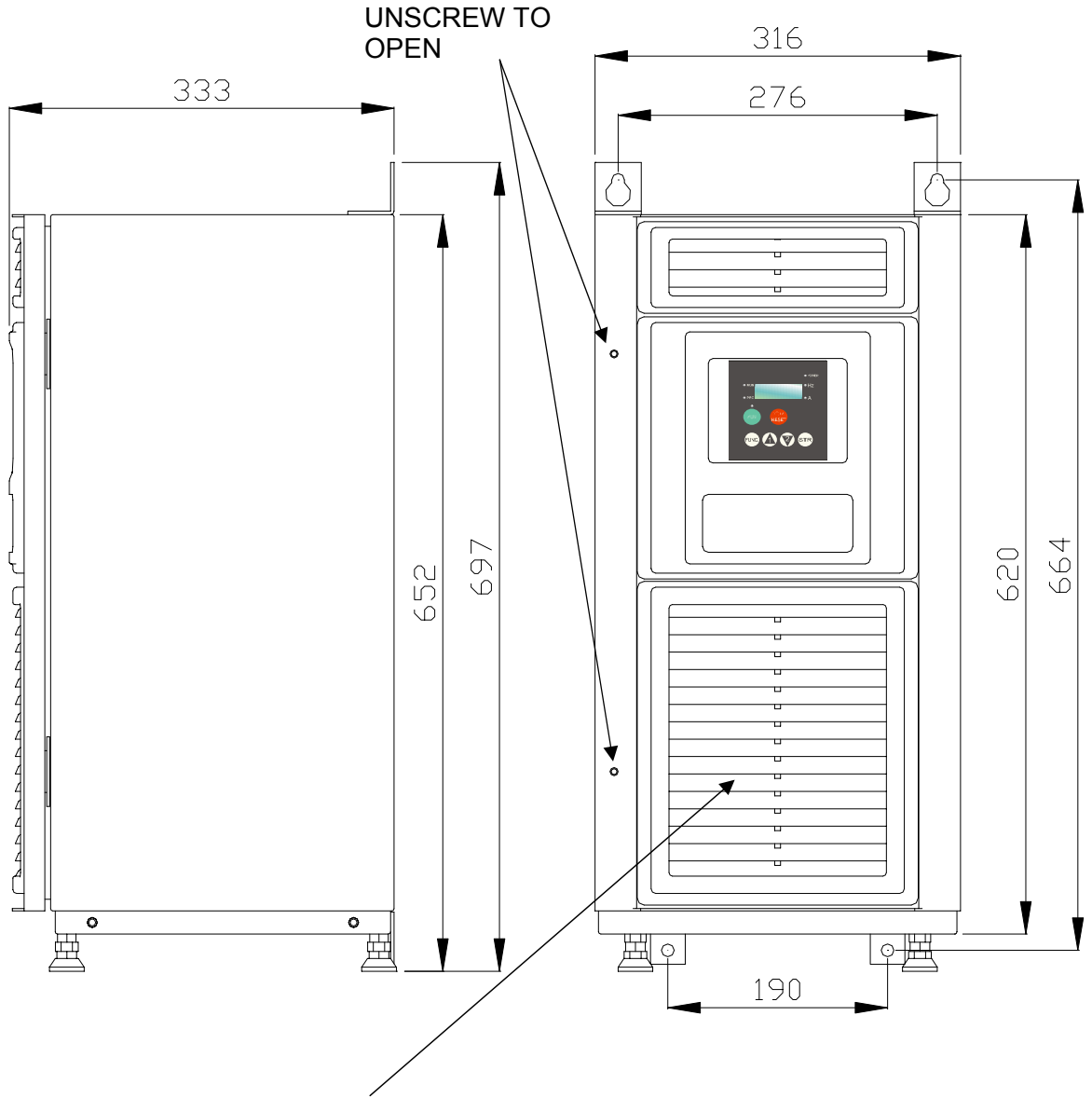


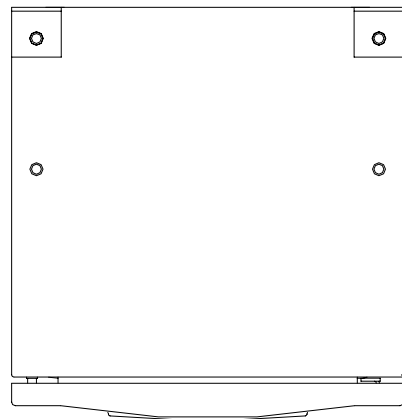
INSTALATION GUIDE

External dimensions and fitting holes of L300IP series inverters size C1

L300IP-015HFE (HFU)
L300IP-022HFE (HFU)
L300IP-040HFE (HFU)
L300IP-055HFE (HFU)



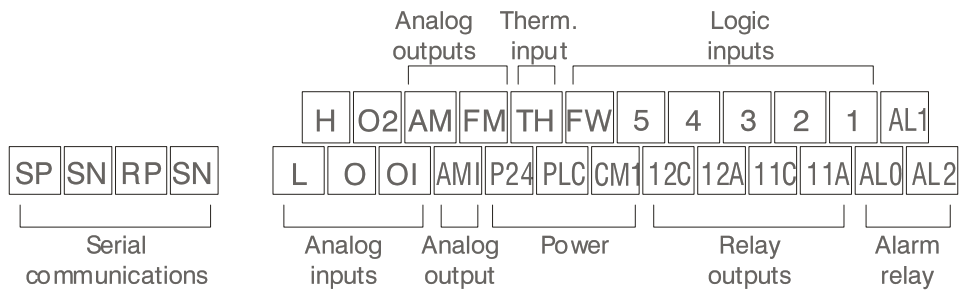
TO CHANGE THE AIR
FILTER, UNSCREW 4
CORRESPONDING
SCREWS AND REMOVE
PLASTIC



Appropriate wire gauge

Input voltage	Motor output [Kw]	Inverter model	Cable specifications			600V fuse to be used (rated current / A)
			Power lines	Max. Cable diameter	Signal lines	
400V three phase	1,5	L300IP-015HFE L300IP-015HFU	2.5 mm ² (AWG 12)	19-28mm	Shielded wire (max. 1,5mm ²) cable diameter 5-10mm.	10 A
	2,2	L300IP-022HFE L300IP-022HFU	2.5 mm ² (AWG 12)			10A
	4	L300IP-040HFE L300IP-040HFU	2.5 mm ² (AWG 12)			15 A
	5,5	L300IP-055HFE L300IP-055HFU	2.5 mm ² (AWG 12)			15 A

CONTROL TERMINALS



MAINS CIRCUIT TERMINALS

